

MENU NOTES

- Naloxone for Suspected Opioid Overdose
 - Navigating this Course
- Module 1: Understanding Opioids and Opioid Ov...
 - Understanding the Opioid Crisis
 - Meet Cody
 - Understanding Opioids and their Common Uses
 - Opioid Overdose Triad
 - Signs and Symptoms of Opioid Overdose
 - Key Points to Remember
- Module 2: Risk Factors & Awareness
 - Opioid's Impact on the Workplace
 - Risk Factors
 - Key Points to Remember
- Module 3: Naloxone
 - What is Naloxone?
 - History of Naloxone
 - When to Administer Naloxone
 - How Naloxone Works
 - Naloxone Devices


Naloxone for Suspected Opioid Overdose

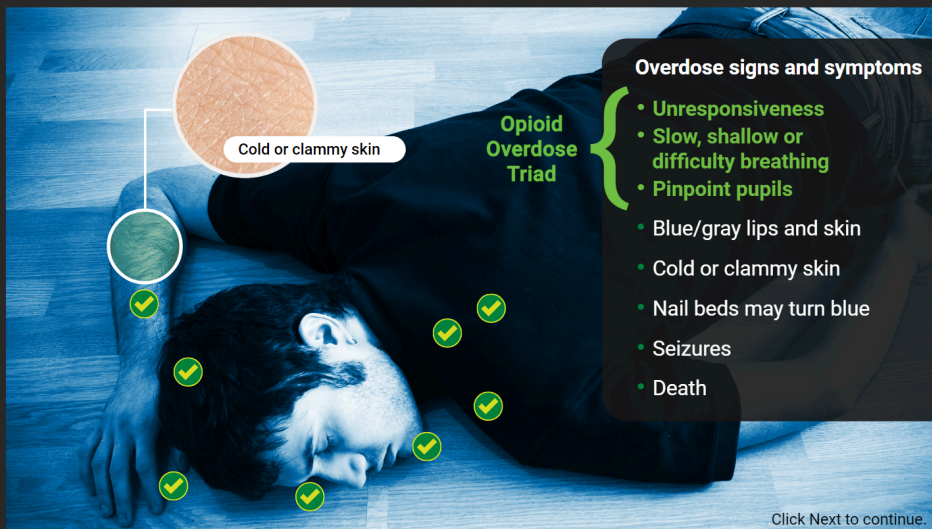


Naloxone for Suspected Opioid Overdose

BEGIN

Unmute (Ctrl+Alt+M)





Opioid Overdose Triad

- Unresponsiveness
- Slow, shallow or difficulty breathing
- Pinpoint pupils
- Blue/gray lips and skin
- Cold or clammy skin
- Nail beds may turn blue
- Seizures
- Death

Cold or clammy skin

Click Next to continue.




At risk industries include those with physically demanding jobs

- Construction
- Manufacturing
- Transportation

Take device from package and follow instructions.



Play (Ctrl+Alt+P)



Decision Point 1

Decision Point 2

Decision Point 3

Decision Point 4

Decision Point 5

What is the first thing you should do upon encountering someone lying on the floor, not moving?

- Call 911 and tap on the victim's shoulder and speak loudly to see if they are responsive. Send your coworker for the AED and naloxone.
- Go seek help.



Click Submit to check your answer.

